

Graphene Nanoplatelets (multi-Layer) GP7

Description:


Graphene is a single-atom-thick sheet of hexagonally arranged, sp²-bonded carbon atoms. Graphene is a matter of wonder and possess many intriguing properties such as high surface area, high chemical stability, elasticity, ultra-high flexibility, transparency to visible light, ferromagnetic, along with mechanical strength and exceptional electric and thermal conductivity

Characterization	
CAS	1034343-98-0
Stock No.	GP7
Molecular formula	C
Molecular weight (g/mol)	12.01
Form	Powder
Color	Black
Morphology	Flake
Layers	5-10
Average thickness (nm)	15
Lateral dimension (µm)	5
surface area	50-80 m ² /g
Purity (%)	95
Oxygen content (%)	<1
Defect ratio (ID/IG)	0.64




Note: product specifications are subject to amendment and may change over time.



Image of graphene nanoplatelets (GP7)



Graphene Nanoplatelets (multi-Layer) GP7




SEM images of GP7

Applications (but not limited to the following):

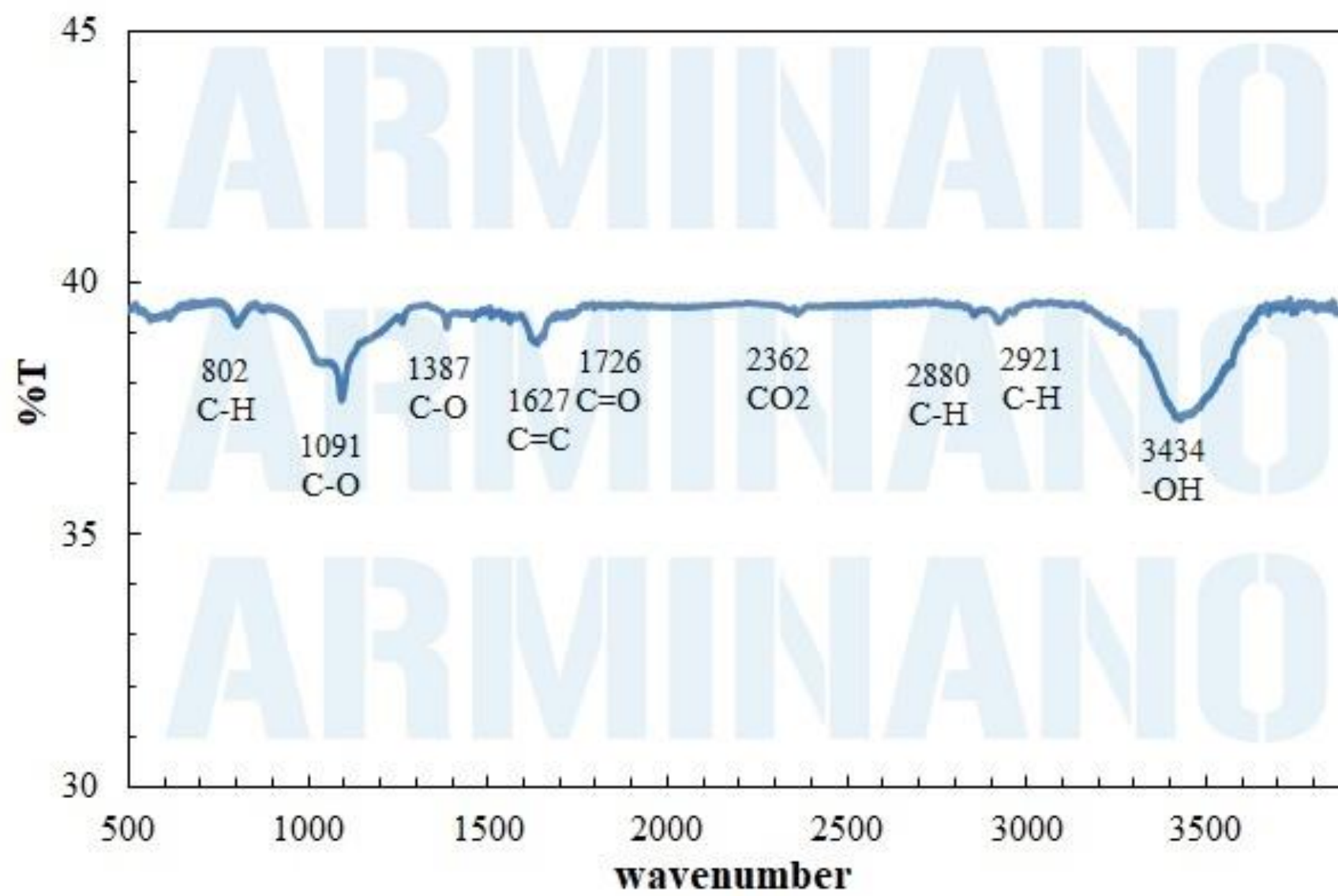
polymer composites, conductive coatings and inks, solar cells and fuel cells, batteries, catalysts, photodetectors, biosensors, supercapacitors, water treatment, flexible devices, drug delivery, wireless network

Safety:

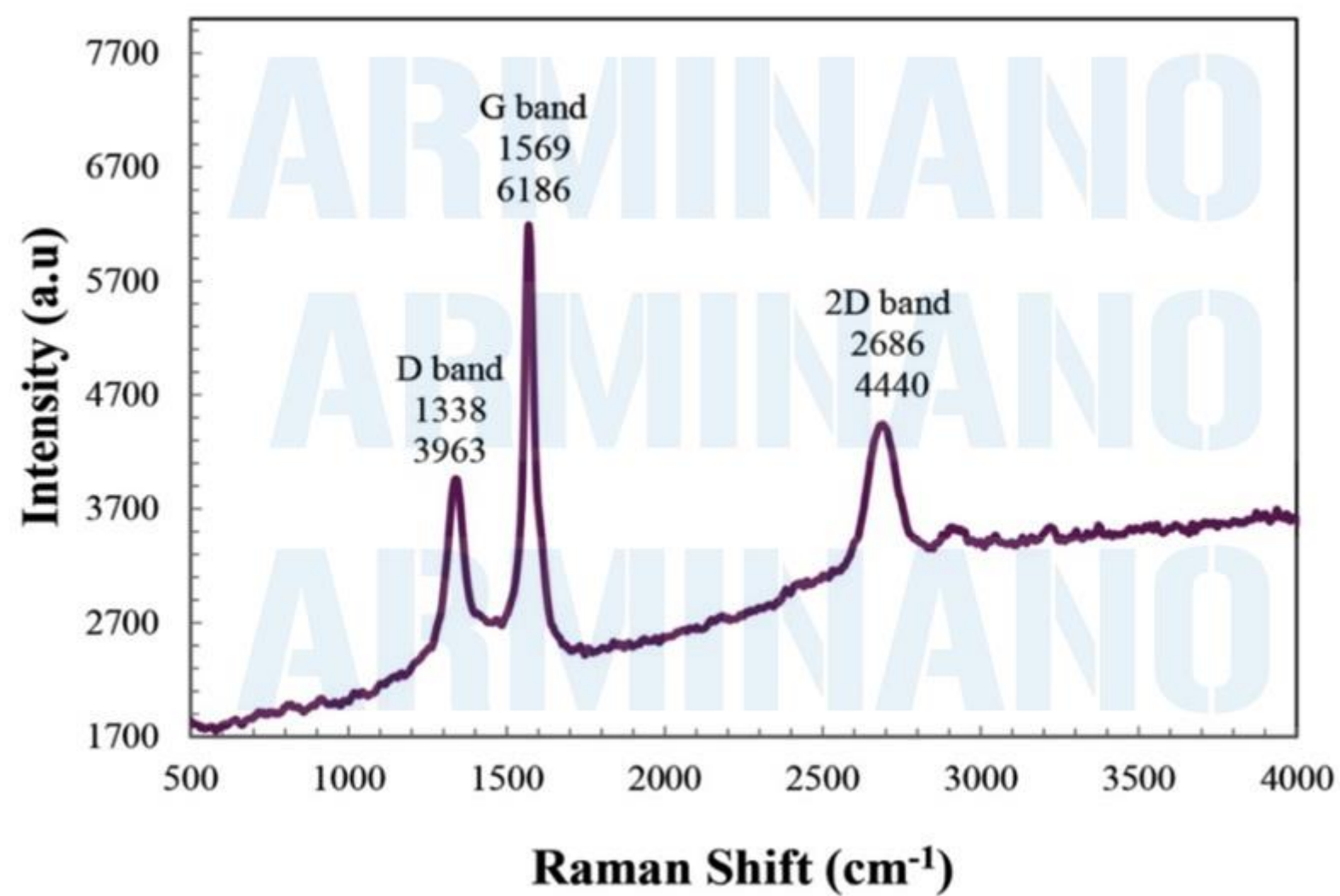
Avoid breathing dust.
Always use protective gloves and safety glasses.
Refer to MSDS prior to handling this material.



Graphene Nanoplatelets (multi-Layer) GP7




FTIR spectra of GP7




RAMAN spectra of GP7

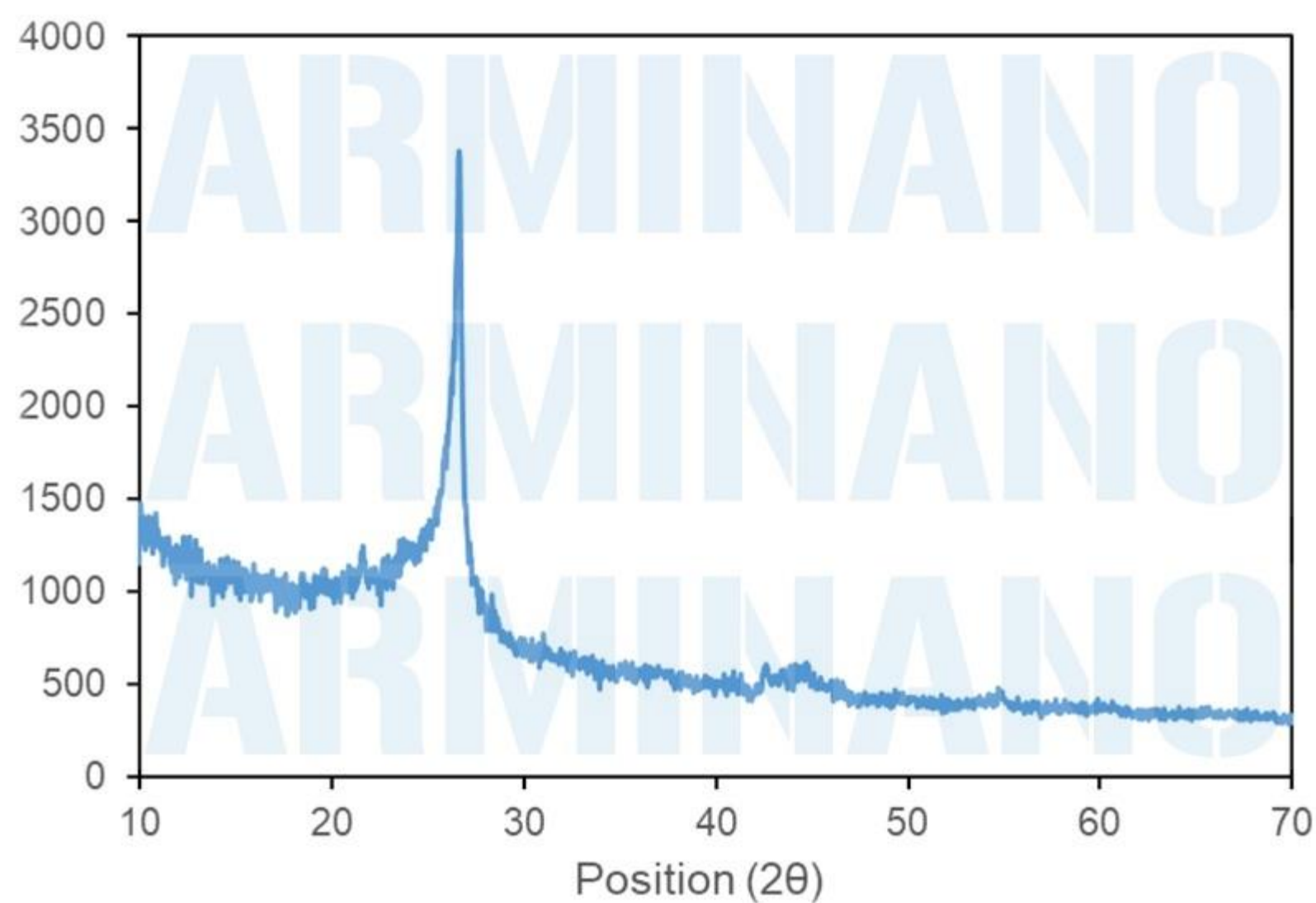




Graphene Nanoplatelets (multi-Layer) GP7



TEM images of GP7



XRD pattern of GP7

Storage:

Store at room temperature in a closed packing container. Preserve in a clean, dry and stable environment. Keep away from heat, sparks and flames. To disperse nanoparticles sonication could be used.